



Discofix[®] C Closed System

The Stopcock for increased safety



PRESCRIPTION

PATIENT ACCESS

PREPARATION

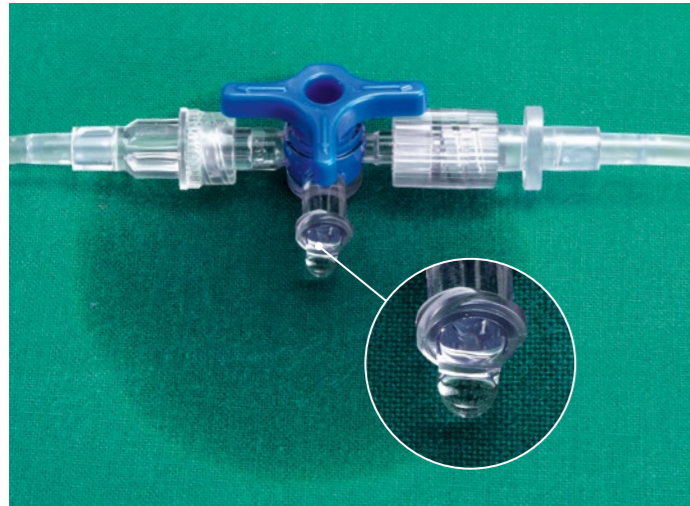
APPLICATION

DISCHARGE
MANAGEMENT

Discofix[®] C CLOSED SYSTEM

Discofix® C Closed System

Designed for infection control and leak protection without caps



Serious potential problems for the safety of patients and users.

Standard stopcocks bear the risk of leakage if the handle is inadvertently left open by clinicians or patients.

Leakages

Leakages might compromise the patient as they will result in undersupply of essential medication.



Stress cracks

Repeated connection and disconnection of Luer fittings increases the risk of microbiological contamination as well as placing the housing under mechanical stress. This stress has been shown to lead to crack formation and risks:

- Air infusion
- Leakages during application of toxic drugs
- Blood losses/exsanguination
- Drug losses/wrong medication
- Infection



Examples from daily practice

Crack formation after Luer connection.

Discofix® C Closed System, a 3-way stopcock with integrated swabbable valve, combines the advantages of Discofix® C which stands for resistance to stress cracking and of Safeflow which offers convenient and safe needle-free access for injection, aspiration or parallel infusions as a closed system.

The ease of use to disinfect needlefree connectors helps to prevent the passage of microorganisms into the catheter lumen compared to conventional stopcocks with caps that do not have a smooth surface.



USER / PATIENT BENEFIT

Drug resistant material:

- Helps to prevent leakage, contamination and air-embolism resulting from stress cracks
- Reduces number of set changes

Valve with smooth surface:

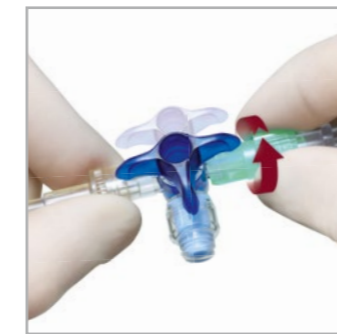
- Is designed to protect against microbiological contamination

Self closing port:

- Prevents drug exposure
- Is designed to protect against chemical contamination
- Eliminates caps

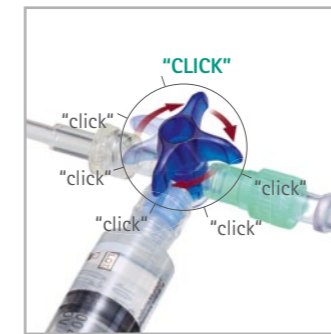
Light snap at every 45° turn of the handle:

- Makes accurate adjustments quick and easy



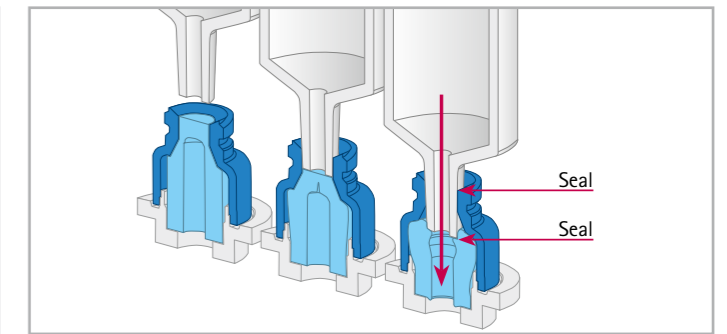
Appreciate the convenient access

Once connected, Discofix® C Closed System can still rotate on its own axis. Inadvertent disconnection is prevented.



You can feel the right setting






At every 45° turn of the stopcock, you feel a light snap. Accurate adjustments are quick and easy.



High flow

- Straight through design for unimpeded flow, easy to flush to avoid microbial contamination
- Low priming volume
- Easy access with either luer slip or luer lock syringes


Discofix® C Closed System

Discofix® C Closed System	Color	Rotating-adaptor	Priming volume (ml)	Latex-free	DEHP-free	Units	Code No. (REF)	
	■	■	0.3	■	■	100	16494CSF	
	□	■	0.3	■	■		16495CSF	
Discofix® C 3/5-gang Manifolds								
	■ ■ ■	■	1.0	■	■	50	16600CSF	
	■ ■ □ ■ ■	■	1.6	■	■	40	16608CSF	
Discofix® C Closed System extension sets	Color	Rotating-adaptor	Extension (cm)	Priming volume (ml)	Latex-free	DEHP-free tubing	Units	Code No. (REF)
	■	■	10	0.9	■	■	50	16500CSF
	□	■	10	0.9	■	■		16501CSF
	■	■	25	1.6	■	■		16520CSF
	■	■	50	2.8	■	■		16540CSF
	■	■	75	4.0	■	■		16551CSF
	■	■	100	5.3	■	■		16560CSF
	Softa® Cloth CHX 2 %			Description	Content	Units		Code No. (REF)
			<ul style="list-style-type: none"> Ready-to-use tissues with 70% isopropyl alcohol (IPA) and 2% chlorhexidine (CHX) For surface disinfection of medical devices Ready-to-use wipes (unfolded 162 x 150 mm) Convenient 	100 wipes	1	19581		
Combi-Holder			Description	Units	Code No. (REF)			
			<ul style="list-style-type: none"> Combi-Holder, suitable for stopcock manifolds and manometer scale 	1	4086007			

Detailed information for healthcare professionals

On Risk Prevention in Infusion Therapy can be found in the folders "Particulate Contamination", "Air Embolism", "Chemical Contamination", "Sharps Injury", "Microbiological Contamination" and "DEHP Exposure"

B. Braun Melsungen AG | Hospital Care | 34209 Melsungen | Germany
Tel. +49 5661 71-0 | www.bbraun.com



References

- Yébenes J et al., „Resistance to the migration of microorganisms of a needle-free disinfected connector“ AJIC 26, vol. 31, no. 8 (2003): 462
- Kaler W, Chinn R, Successful Disinfection of Needleless Access Ports: A Matter of Time and Friction; DOI: 10.2309/java.12-3-9 (2007)