



PRESCRIPTION

PATIENT ACCESS

PREPARATION

APPLICATION

DISCHARGE
MANAGEMENT

Intrafix[®] SafeSet Flush

IV-Administration Set for improved drug application

Advanced Application of Medication

Intrafix® SafeSet Flush helps to improve drug application



Intrafix® SafeSet Flush in combination with Intrafix® Primeline Flush Secondary Line

IN CASE OF 50 ML INFUSIONS UP TO 32.2 % RESIDUAL VOLUME REMAINS IN THE INFUSION LINE.¹

The special design of Intrafix® SafeSet Flush provides an innovative approach for short term infusion. In combination with Intrafix® Primeline Flush Secondary Line it offers the possibility to rinse the complete system after each drug in a convenient and cost efficient way, with reduction of residual volume left in the line. The drip-chamber of Intrafix® SafeSet Flush provides the important AirStop function. This added value helps to protect against air infusion by preventing the infusion line running dry.

Less disconnections from the cannula helps to decrease the risk of inflammations, because only the Intrafix® Primeline Flush Secondary Line has to be changed after drug administration.

No re-spiking is necessary for the application of several drugs. The possibility to connect a new Intrafix® Primeline Flush Secondary Line to the needle-free valve helps to prevent sharp injuries in a simple way. The tubing of both lines are DEHP-free which decreases the level of plasticizer leaching due to medically inert.

Alternatively this IV-set offers the opportunity to flush the line by connecting a suitable syringe (e.g. Omniflush®) to the needle-free connector of Intrafix® SafeSet Flush. This helps to reduce the residual volume of the drug.



Intrafix® SafeSet Flush in combination with Omniflush®

The Forgotten Residue – Dead Volumes of Short-term Infusions¹

A great number of drugs are administered by way of short-term infusions. Due to technical limitations, a not insignificant residual volume containing the active substance usually remains inside the infusion bottle and the infusion set (dead or void volume). The amount of a drug actually administered might thus deviate from the amount prescribed and ultimately result in underdosages and give rise to related risks. Notwithstanding, the significance of dead volumes in infusion bottles and sets is not commonly known.

Intrafix® SafeSet Flush solves this problem due to its outstanding design. In combination with Intrafix® Primline Flush Secondary Line **THE FLUSHING OF THE COMPLETE SYSTEM IS POSSIBLE IN ORDER TO REDUCE RESIDUAL VOLUMES.**

HANDLING BENEFITS

Flushing the whole line after each administration of drugs decreases the risk of:

- Drug Incompatibility
- Medication Error
- Chemical Contamination
- Failure of therapy, caused by substance losses

AirStop function:

- Reduction of stress level, less frequent infusion monitoring by healthcare workers and patients is necessary
-

Product Details and Features

Intrafix® SafeSet Flush and Intrafix® Primeline Flush Secondary Line

Intrafix® SafeSet Flush



AirStop membrane (1., 12.)

Drip chamber with 15 µm filter which avoid contamination of particals

Swabable needle-free valve (2., 4., 5., 8., 9., 11., 13., 14.)

- Avoids needle-stick injuries



PrimeStop cap (3., 10.)

The PrimeStop cap avoids spillage during priming



DEHP-free tubing (6.)

- Avoids DEHP exposure

Roller clamp

Enables fine and flexible adjustment of flow rates and offers spike protection for safe disposal

**CLOSED
SYSTEM**



Intrafix® Primeline Flush Secondary Line

Vented Spike* (7.)

High filter performance – The bacterial and viral filter efficiency is higher than 99.99 %



Clamp

- Stable and simple handling – even in one-hand operation

Risks	Safety Benefits
Air Embolism	<ol style="list-style-type: none"> 1. AirStop filter helps to prevent air entrainment into the infusion tubing. Helps to prevent infusion-related infections.² 2. Self sealing valve avoids the intake of air.³
Chemical Contamination	<ol style="list-style-type: none"> 3. A protective cap (PrimeStop) lined with a hydrophobic membrane stops fluid leaking.^{4, 5} 4. Self sealing valve helps to prevent spillage and drug exposure.³
Chemical Contamination, Drug Incompatibility & Medication Error	<ol style="list-style-type: none"> 5. Possibility to flush the whole line after each administration decreases these risks and helps to prevent failure of therapy caused by substance losses and working in a closed system.^{6, 7, 8, 15}
Medication Error & DEHP Exposure	<ol style="list-style-type: none"> 6. No risk of DEHP exposure.
Microbiological Contamination	<ol style="list-style-type: none"> 7. Bacteria-tight proven air vent helps to prevent the risk of contamination while venting the solution container.⁹ 8. Easy disinfection of the swabable needle-free valve.¹⁰ 9. Needle-free connector is designed to prevent microbial ingress and the escape of contaminants.¹¹ 10. A protective cap (PrimeStop) lined with a hydrophobic, bacteria tight membrane stops fluid leaking.^{4, 5} 11. No re-spiking necessary before administration of next drug.
Particulate Contamination	<ol style="list-style-type: none"> 12. Fluid filter in the drip chamber is retaining particulate matter 15 µm and below.¹² 13. Needle-free access helps to prevent coring of membranes.
Sharps Injury	<ol style="list-style-type: none"> 14. Needle-free access helps to prevent sharp injuries.^{13, 14}

* Filter prevents the escape of any contamination into the adjacent environment. Confirmation available.

Application Methods in Comparison

To improve your process

FLUSHING IN MAIN LINE AND DRUG APPLICATION IN SECONDARY LINE

The combination of Intrafix® SafeSet Flush and Intrafix® Primeline Flush Secondary Line offers the possibility to flush the complete IV-set after each drug application in a convenient way.



FLUSHING WITH A SUITABLE SYRINGE

Intrafix® SafeSet Flush in combination with a suitable syringe (e.g. Omniflush®) helps to reduce residual volume.



RE-SPIKING IN FLUSHING SOLUTION

After the drug application is finished (1) the IV-set is re-spiked into a flushing solution (2) to reduce the residual volume.

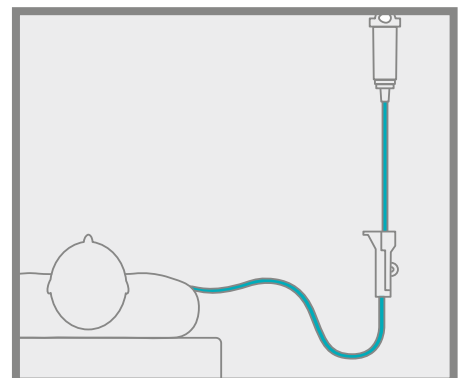


DRUG APPLICATION WITHOUT RE-SPIKING

After the drug application is finished no flushing of the IV-set is done and the residual volume remains in the line.

Consequences

- Drug loss and drug wastage
- Underdosage of patient




Product Portfolio





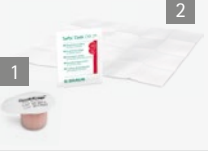
IV-administration sets

The special design of Intrafix® SafeSet Flush in combination with Intrafix® Primeline Flush Secondary Line or a suitable syringe (e.g. Omniflush®) offers a convenient way to administer the prescribed amount of anti-infectiva to the patient. The product features increase a userfriendly handling and reduce risks during infusion therapy.

No re-spiking during treatment and the possibility to flush the line after each drug are the main benefits of this product.

For detailed handling instructions of Intrafix® SafeSet Flush have a look into specific B. Braun handling posters or please ask your B. Braun representative for detailed information.



Intrafix®	Product	Description	Gravity/Pressure	PVC-free	Latex-free	Tubing length (cm)	Units per box	Code no. (REF)
	Intrafix® SafeSet Type Flush	▪ With needle-free valve	pressure	-	■	180	25	4110000
	Intrafix® Primeline Type Flush	▪ Secondary Line	pressure	-	■	35	100	4110001
Complementary Products	Description							
	Ecoflac® Connect Transfer cap for transferring fluids between an Ecoflac® plus container and a single dose medication vial in a closed system.							
	Omniflush® (1) and Omniflush® with SwabCap® (2) Omniflush® is a ready-to-use flush syringe, which supports the improvement of the flushing process of IV access devices. It avoids unnecessary preparation steps and thus helps to prevent the risk of contamination during preparation of the flush solution.							
	SwabCap® (1) and Softa® Cloth CHX 2% (2) SwabCap® is a disinfection cap for needle-free swabable valves which acts as a physical barrier to touch and airborne contamination between line accesses. Softa® Cloth CHX 2% is a ready-to-use tissue which can be used as a disinfecting cleaner prior to line access.							

LITERATURE

1. N. Lilienthal, Federal Institute of Drugs and Medicinal Devices (BfArM)
2. Pheriphervenöse Schwerkraftinfusionen – Intrafix® SafeSet mit Vorteilen gegenüber herkömmlichen Infusionssystemen written by lic. rer. pol. Andreas Frei, Die Schwester Der Pfleger 43. Jahrg. 5/04
3. Test Report – Closed system test by means of Sodium Fluorescein signed by Dr. rer. nat. J. Brünke, Harald Gerauer, Quality Labs BT GmbH Nuremberg, Report 1678,1-2, 28.05.2013
4. Test Report – Closed system test by means of Sodium Fluorescein signed by Dr. rer. nat. J. Brünke Quality Labs BT GmbH Nuremberg, Report 1678.2-1, 28.05.2013
5. Confirmation PrimeStop Cap – Bacteria retention signed by Gudrun Henke and Andreas Katerkamp, 16.03.2017
6. Der vergessene Rest – Totvolumina bei Kurzinfusionen written by N. Lilienthal, Federal Institute of Drugs and Medicinal Devices (BfArM), June 2015
7. Flushing vascular access catheters: Risks for infection transmission written by Lynn Hadaway, RN, C, MEd, CRNI
8. Evaluation of the dead volume in intravenous short-term infusion written by Herbert Plagge, PhD; Juliane Golmick; Delia Bornand; Stefanie Deuster, PhD
9. Test Report – Closed system test by means of Sodium Fluorescein signed by Dr. rer. nat. J. Brünke Quality Labs BT GmbH Nuremberg, Report 1678.3, 28.05.2013
10. Test report – Evaluation of the microbial barrier performance of CareSite® valve against sporesog Bacillus subtilis signed by Prof. Dr. med. M.Exner and Dr. rer. nat. J. Gebel, Report DMT 2013-412, 11.12.2013
11. Test report – Evaluation of the microbial barrier performance of the female valve Caresite® by touch contamination with Staphylococcus aureus signed by Prof. Dr. med. M.Exner and Dr. rer. nat. J. Gebel, Report DMT 2014-194, 09.12.2014
12. Confirmation ISO Standard – ISO 8536-4 signed by Gudrun Henke and Caroline Führ, 16.03.2017
13. American Nurses Association – Independent Study Module: Needlestick Safety and Prevention written by Mary Foley, MS, RN and Annemarie T. Leyden, EdD, RN
14. Review Article – Review on Needle Free Drug Delivery Systems, International Journal of Pharma Research & Review, written by Bhagyashri Chavan, Abha Doshi, Yashwant Malode, Balu Misal, Sept 2013; 2(9):30-36
15. Infusion Therapy Standards of Practice, page 85 published in Journal of Infusion Nursing (January/February 2016, Volume 39)

B. Braun Melsungen AG | Hospital Care | 34209 Melsungen | Germany
Tel. +49 5661 71-0 | www.bbraun.com



For further information about Risk Prevention in Infusion Therapy, please refer to the Risk Prevention brochures or scan the QR-code and visit:

WWW.SAFEINFUSIONTHERAPY.COM