



LAPAROSCOPIC  
AND  
GENERAL OPEN  
SURGERY

# Optilene® HERNIA MESH RANGE

**NEW:** Optilene® MESH ELASTIC AND  
Optilene® MESH LP WITH BLUE GUIDING LINES

# Optilene® HERNIA MESH RANGE

EXPERTS IN ABDOMINAL WALL HEALTH



Dear Surgeon,

Hernia repair is one of the most frequent surgical procedure.

As a surgeon your are aiming to provide your patient with best surgical results which also means preventing short and long term complications.

B. Braun looks very intensively into this surgical indication and developed integrated solutions for all hernia repair techniques, starting with the surgical access to the closure of the skin.

These integrated solutions are driven by the aims to minimize trauma, improve visualization, safe hernia closure, reduce pain and avoid post operative abdominal wall defects.

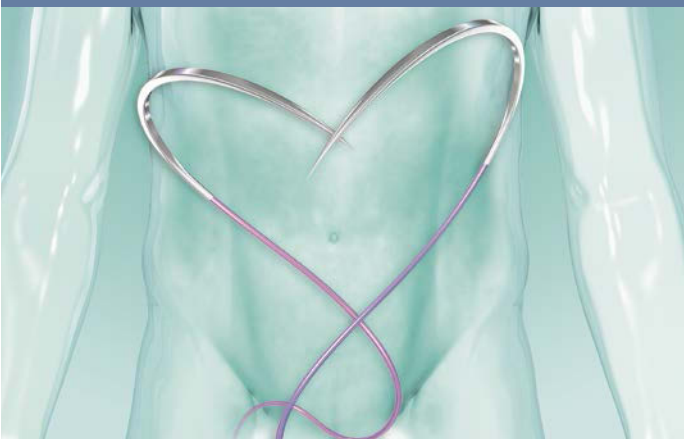
B. Braun does not only provide single product concepts. Our offer combines the latest innovative and break through products with continuous training, support and service solutions in a sense that every step of the surgical procedure is positively influenced while not losing sight of economic considerations.

In open and laparoscopic hernia repair, B. Braun meshes are today the implant of choice of leading surgeons world-wide.

On the following pages you can find information on the Optilene Mesh range. The advanced polypropylene meshes are designed to support you in improving patient outcome in state-of-the art hernia repair.<sup>1-6</sup>


They fulfill latest guideline requirements on mesh implants and enable you to provide a tailored approach to your hernia patient.<sup>7,8</sup>

# It's All about Prevention!



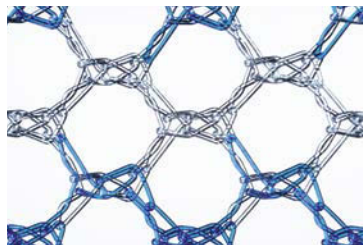
# Optilene® MESH ELASTIC

## WITH BLUE GUIDING LINES\*





**NEW**

- Strong and light-weight mesh with extra large pore size for ventral and inguinal hernia repair
- Significant reduction of risk of incisional hernia when used for primary mesh augmentation in abdominal wall closure<sup>2</sup>
- Patient outcome comparable to use of partially absorbable mesh in ventral hernia repair<sup>3</sup>
- **NEW:** with blue guiding lines for improved visibility and orientation control in TAPP, TEP or sublay technique.



**Material:** Polypropylene, knitted monofilament  
**Pore size:** 3.2 mm  
**Weight:** 48 g/m<sup>2</sup>

Dimension	Art. No. undyed	Art. No. Conversion blue striped	Units / Box	Shape
7.5 x 15 cm	1064930	1964930	5 pc.	
10 x 15 cm	1064920	1964920	5 pc.	
20 x 30 cm	1064940	1964940	5 pc.	
15 x 15 cm	1064910	1964910	5 pc.	
30 x 30 cm	1064900	1964900	5 pc.	

\* Blue striped Optilene Mesh Elastic and Optilene Mesh LP maintain the same mechanical specifications as their undyed versions. Blue colorant is identical with dye used in Optilene Mesh.

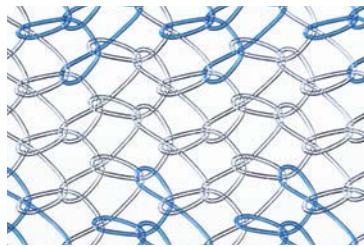
# Optilene® MESH LP

## WITH BLUE GUIDING LINES\*



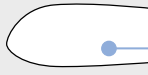

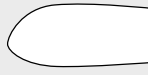
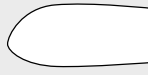



**NEW**

- Extremely soft and light weight mesh
- Recommended for reinforcement in inguinal hernia repair and primary mesh augmentation<sup>4</sup>
- Produces significantly less foreign body feeling at 6 months post-operatively compared to other mesh types such as self-gripping meshes<sup>5,6</sup>
- **NEW:** with blue guiding lines for improved visibility and orientation control in transabdominal preperitoneal (TAPP) and totally extraperitoneal (TEP) repair.




**Material:** Polypropylene, knitted monofilament  
**Pore size:** 1 mm  
**Weight:** 36 g/m<sup>2</sup>

Dimension		Art. No. undyed	Art. No. Conversion blue striped	Units / Box	Shape
5 x 10 cm		1064735	1964735	5 pc.	
7.5 x 15 cm		1064715	1964715	5 pc.	
10 x 15 cm		1064725	1964725	5 pc.	
15 x 20 cm		1064855	1964855	5 pc.	
7.5 x 7.5 cm		1064755	1964755	5 pc.	
15 x 15 cm		1064705	1964705	5 pc.	
Hole / Tails	4.5 x 10 cm	1064765	1964765	5 pc.	
Hole / Tails	6 x 14 cm	1064775	1964775	5 pc.	
Preshape	4.5 x 10 cm	1064825	1964825	5 pc.	
Preshape	6 x 14 cm	1064845	1964845	5 pc.	
Keyhole	6 x 12.5 cm	1064835	1964835	5 pc.	

# Optilene® MESH



- Macroporous, soft and strong mesh for inguinal and ventral hernia repair
- Exceptional handling and visibility in laparoscopic hernia repair
- Blue reinforced guiding lines provide easy deployment
- Similar (isotropic) transverse and longitudinal elasticity
- Highly compatible with non-traumatic mesh fixation using Histoacryl<sup>1</sup>



**Material:** Polypropylene, knitted monofilament  
**Pore size:** 1.5 mm  
**Weight:** 60 g/m<sup>2</sup>

Dimension		Art. No.	Units / Box	Shape
5 x 10 cm		1065020	5 pc.	
7.5 x 15 cm		1065030	5 pc.	
10 x 15 cm		1065040	5 pc.	
20 x 30 cm		1065160	5 pc.	
26 x 36 cm		1065060	5 pc.	
7.5 x 7.5 cm		1065070	5 pc.	
15 x 15 cm		1065080	5 pc.	
30 x 30 cm		1065090	5 pc.	
Hole / Tails	4.5 x 10 cm	1065140	5 pc.	
Hole / Tails	6 x 14 cm	1065150	5 pc.	

# REFERENCES

1. Rönkä K, Vironen J, Kössi J, Hulmi T, Silvasti S, Hakala T, Ilves I, Song I, Herts M, Juvonen P, Paajanen H. Randomized Multicenter Trial Comparing GlueFixation, Self-gripping Mesh, and Suture Fixation of Mesh in Lichtenstein Hernia Repair (FinnMesh Study). *Ann Surg.* 2015 Nov;262(5):714-20.
2. García-Ureña MÁ, López-Monclús J, Hernando LA, Montes DM, Valle de Lersundi AR, Pavón CC, Ceinos CJ, Quindós PL. Randomized controlled trial of the use of a large-pore polypropylene mesh to prevent incisional hernia in colorectal surgery. *Ann Surg.* 2015 May;261(5):876-81.
3. Rickert A, Kienle P, Kuthe A, Baumann P, Engemann R, Kuhlgatz J, von Frankenberg M, Knaebel HP, Büchler MW. A randomised, multi-centre, prospective, observer and patient blind study to evaluate a non-absorbable polypropylene mesh vs. a partly absorbable mesh in incisional hernia repair. *Langenbecks Arch Surg.* 2012 Dec;397(8):1225-34.
4. Timmermans L, Eker HH, Steyerberg EW, Jairam A, de Jong D, Pierik EG, Lases SS, van der Ham AC, Dawson I, Charbon J, Schuhmacher C, Izbicki JR, Neuhaus P, Knebel P, Fortelny R, Kleinrensink GJ, Jeekel J, Lange JF. Short-term results of a randomized controlled trial comparing primary suture with primary glued mesh augmentation to prevent incisional hernia. *Ann Surg.* 2015 Feb;261(2):276-81.
5. Nikkolo C, Vaasna T, Murruste M, Seepter H, Suumann J, Tein A, Kirsimägi Ü, Lepner U. Single-center, single-blinded, randomized study of self-gripping versus sutured mesh in open inguinal hernia repair. *J Surg Res.* 2015 Mar;194(1):77-82.
6. Nikkolo C, Vaasna T, Murruste M, Seepter H, Kirsimägi Ü, Lepner U. Randomized clinical study evaluating the impact of mesh pore size on chronic pain after Lichtenstein hernioplasty. *J Surg Res.* 2014 Oct;191(2):311-7.
7. Miserez M, Peeters E, Aufenacker T, Bouillot JL, Campanelli G, Conze J, Fortelny R, Heikkinen T, Jorgensen LN, Kukleta J, Morales-Conde S, Nordin P, Schumpelick V, Smedberg S, Smietanski M, Weber G, Simons MP. Update with level 1 studies of the European Hernia Society guidelines on the treatment of inguinal hernia in adult patients. *Hernia.* 2014 Apr;18(2):151-63.
8. Köckerling F, Schug-Pass C. Tailored approach in inguinal hernia repair - decision tree based on the guidelines. *Front Surg.* 2014 Jun 20;1:20.

B. Braun Surgical, S.A. | Carretera de Terrassa, 121 | 08191 Rubí | Spain  
Phone +34 93 586 6200 | Fax +34 93 699 6330 | [www.bbraun.com](http://www.bbraun.com)

## AESCULAP<sup>®</sup> – a B. Braun brand

Aesculap AG | Am Aesculap-Platz | 78532 Tuttlingen | Germany  
Phone +49 7461 95-0 | Fax +49 7461 95-2600 | [www.aesculap.com](http://www.aesculap.com)

The main product trademark "Aesculap" and the product trademark "Optilene" are registered trademarks of Aesculap AG.

Subject to technical changes. All rights reserved. This brochure may only be used for the exclusive purpose of obtaining information about our products. Reproduction in any form partial or otherwise is not permitted.