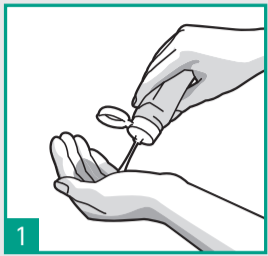
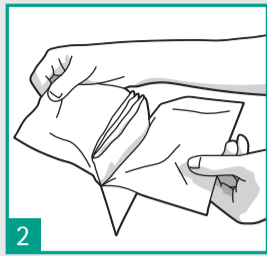


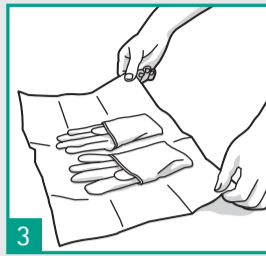
## HOW TO DON STERILE GLOVES?



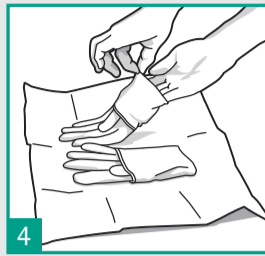
1 Perform hand hygiene before an "aseptic procedure" by handrubbing or hand washing.



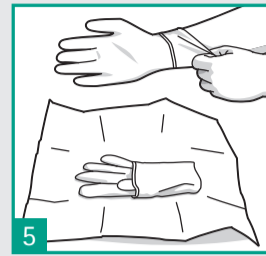
2 Check the package for integrity. Open the non-sterile peel bag completely to expose the second sterile wrapper without touching it.



3 Place the second sterile package on a clean, dry surface without touching the surface. Open the package and fold it towards the bottom.



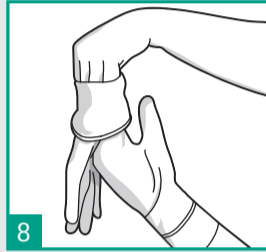
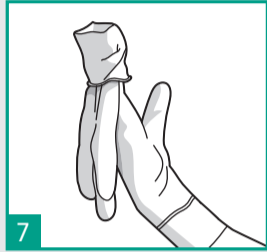
4 Using the thumb and index finger of one hand, carefully grasp the folded cuff edge of the glove.



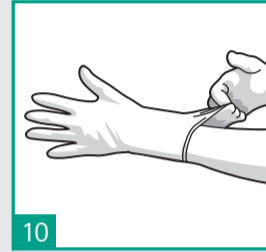
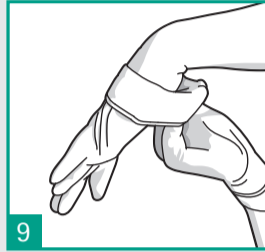
5 Slip the other hand into the glove in a single movement, keeping the folded cuff at the wrist level.



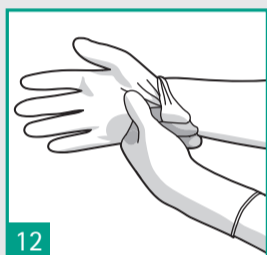
6 Pick up the second glove by sliding the fingers of the gloved hand underneath the cuff of the glove.



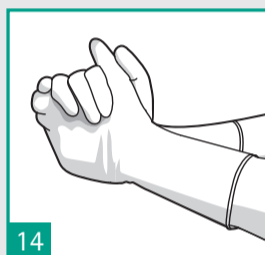
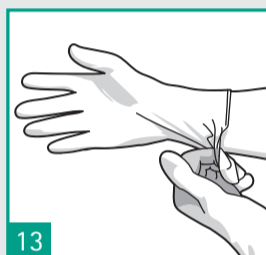
8 In a single movement, slip the second glove on to the ungloved hand while avoiding any contacts.



11 If necessary adjust the fingers and interdigital spaces until the gloves fit comfortably.

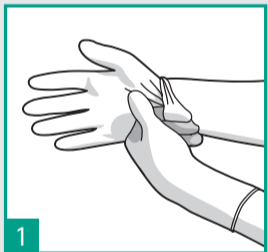


12 Unfold the cuff of the first gloved hand by slipping the fingers of the other hand inside the fold, avoiding any contact with a surface.

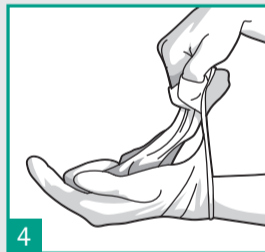
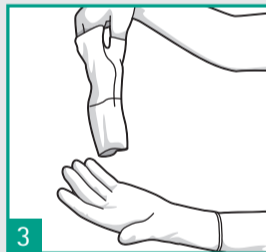
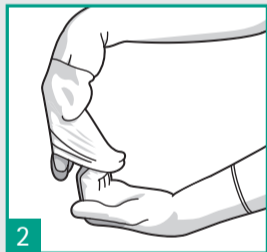


14 The gloved hands must touch exclusively sterile devices or the previously-disinfected patient's body area.

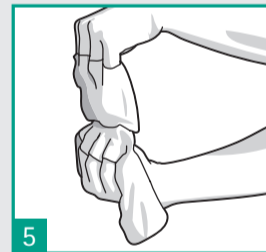
## HOW TO REMOVE STERILE GLOVES?



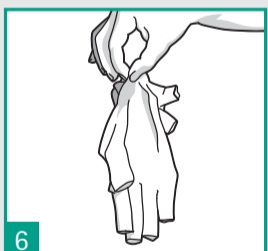
1 Remove the first glove by peeling it back with the fingers of the opposite hand. Remove the glove by rolling it inside out to the second finger joints (do not remove completely).



4 Remove the other glove by turning its outer edge on the fingers of the partially ungloved hand.



5 Remove the glove by turning it inside out, ensure that the skin is exclusively in contact with the inner surface of the glove.




6 Discard the gloves.



7 Perform hand hygiene after glove removal according to the recommended indication.

JOIN THE HAND  
HYGIENE CAMPAIGN



# GLOVING PRACTICE – STERILE GLOVES

ACCORDING TO WHO GUIDELINES ON HAND HYGIENE IN HEALTH CARE