

Discofix® C

Your unique access to Premium Safety



The stopcock that resists stress cracking

B | BRAUN
SHARING EXPERTISE

Never compromise:

Stress cracking in stopcocks – a problem that can lead to very serious complications

Stopcocks, an indispensable part of infusion systems, play a key role in complex regimens.

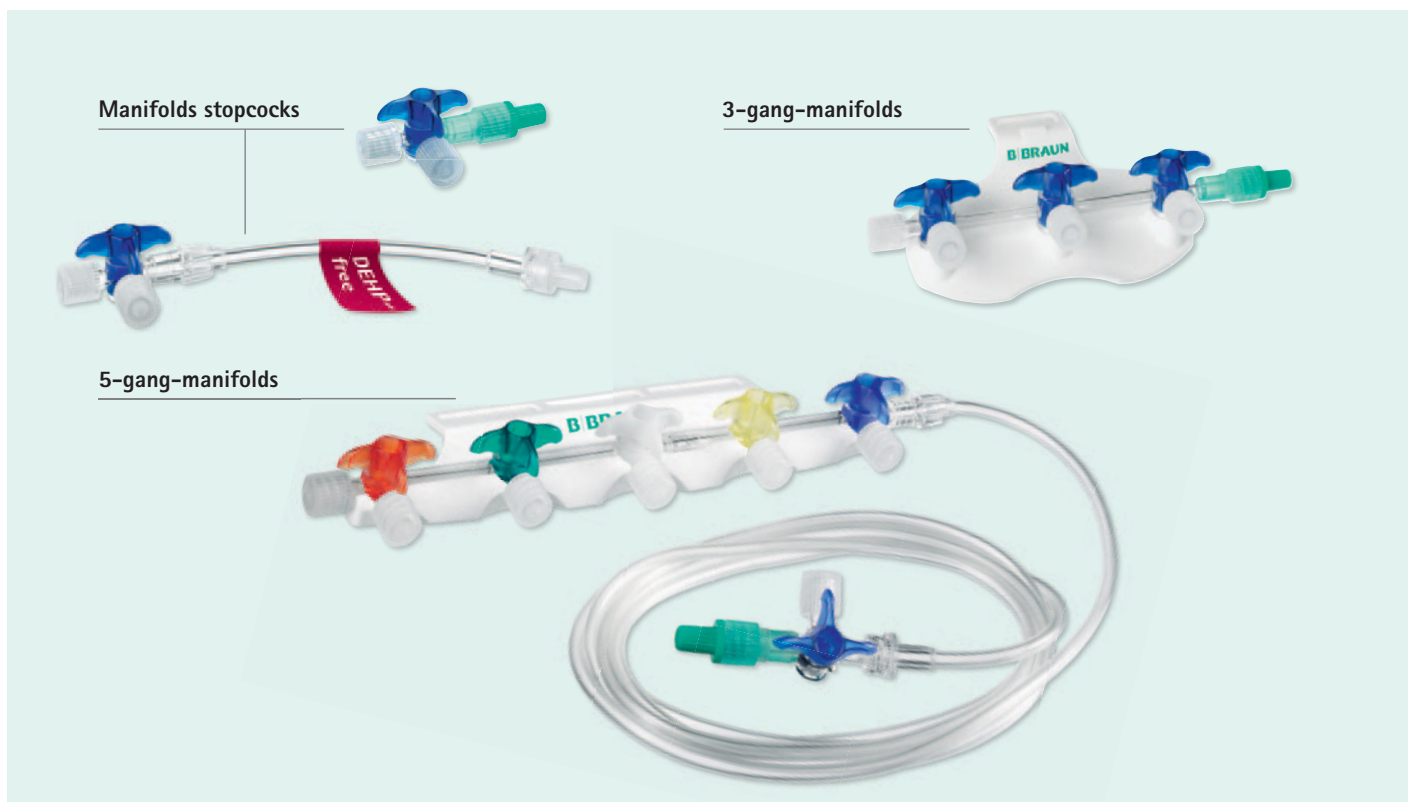
Highly concentrated and effective pharmaceuticals are equally integral to advanced therapeutic concepts.

Potent drugs, such as anesthetics, cytostatics, antibiotics, narcoleptics and immunosuppressives, in combination with frequent manipulation can stress stopcocks so severely that critical damage occurs. Fat emulsions and the disinfection routine can also precipitate stress cracking. Potential consequences include leakage, contamination, but even worse, the risk of air embolism.

These hazards endanger both healthcare staff and patients, are a constant cause of uncertainty and make continual safety monitoring necessary.

Confront this dilemma by demanding the stopcock that resists the effects of pharmaceuticals and stress cracking.

Never compromise on safety.



Designed for your safety

Discofix® C – its handling convenience is equivalent to its unique safety

Whether attaching a stopcock to an IV cannula or central venous catheter, or integrating it into an infusion system, it is important that all connections and adjustments can be performed quickly and easily. During manipulations, you must be able to depend on a secure, leakproof connection. All these aspects went into the design of Discofix® C.



Appreciate the convenient access

The rotating adapter enables quick and easy connection, guaranteeing a reliably secured system. Once connected, Discofix® C can still rotate on its own axis. This unique feature allows particular convenience during injections and aspirations because you can turn the access towards you when attaching a syringe or other IV lines. Inadvertent disconnection is prevented.



You can feel the right setting

At every 45° turn of the stopcock, you feel a light snap. This tactile response lets you know that you have the right setting. Accurate adjustments are quick and easy.



Safe and more convenient access

Once connected to IVC, CVC or other IV lines, the rotating adapter of Discofix® C with extension line allows to turn the access towards you. Permits safe and more convenient connection without twisting the tube.

Demand the stopcock that never cracks

Discofix® C resists hazardous effects of pharmaceuticals forces of manipulations

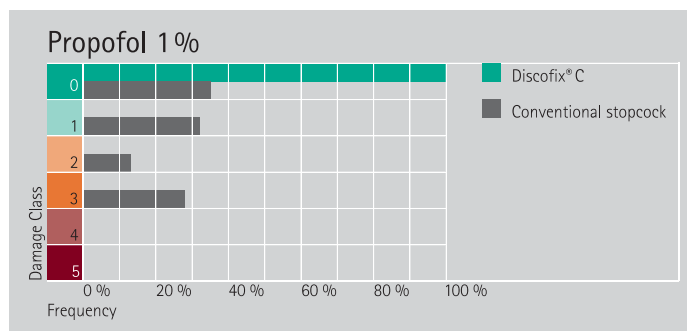
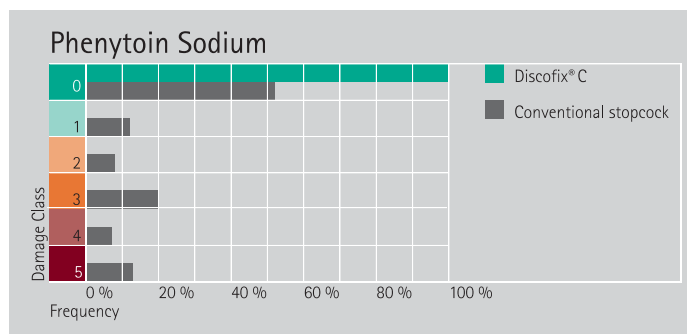
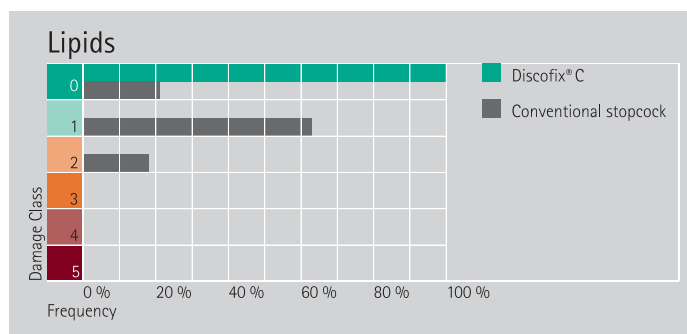
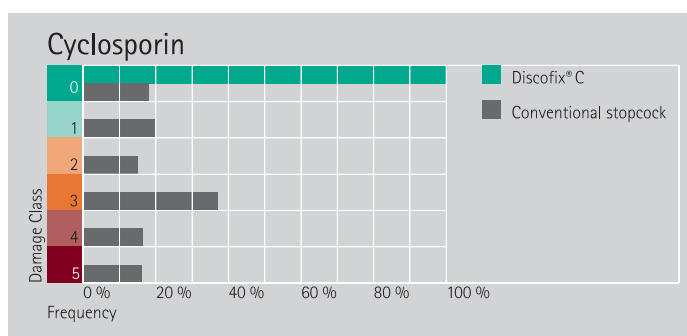
This uniquely engineered stopcock maintains leakproof connections, regardless of the drugs used and despite frequent manipulations.

Discofix® C eliminates the risk of sudden crack formation and the dangers it may cause, such as contamination and air embolism, from your daily routine.

Discofix® C – test comparison with reference stopcocks

The outstanding properties of this new generation of stopcocks have been tested by independent institutes and verified by health care professionals.

All studies showed that the most potent pharmaceutical agents do not affect Discofix® C even during long-term application.



Damage classes:


Class 0:
No damage




Class 1:
Little crazing




Class 2:
Much crazing




Class 3:
Internal cracks



Class 4:
Penetrating cracks



Class 5:
Catastrophic cracks



*"The solvent in phenytoin sodium infusion concentrate can very quickly attack stop-cocks made of plastic (e.g. polycarbonate)."**

*Instructions for use

Place your trust in Discofix® C

Safety features

- Allows convenient access for injections and aspirations by rotating adapter
- Lets you feel the proper setting by tactile response at every 45° turn
- Resists the hazardous effects of pharmaceuticals
- Maintains a leakproof connection even during long-term application
- Prevents leakage, contamination and air embolism

Detailed information for healthcare professionals

Risk Prevention in Infusion Therapy can be found in the folders "Chemical Contamination" and "Air Embolism".























This new generation of stopcocks meets the challenges of medical progress

Discofix® C combines a revolutionary material with more than 20 years of B. Braun's experience. Its outstanding properties make it uniquely resistant to stress cracking and convenient.

The hazards and continual monitoring once associated with conventional stopcocks are now eliminated from hospital routine. With Discofix® C, progress to an uncompromisingly high level of safety and convenience!

Discofix® C – Settle for the best

Product Type		Colour	Rotating-adaptor	Filter	Proximal stopcock	Extension (cm)	Extension DEHP-free	Sales unit/Pcs.	Code No. (REF)
Manifolds stopcocks		■	•					100	16494C
		□	•					100	16495C
		■	•					100	16496C
		■	•					100	16497C
		■	•			10 cm	•	50	16500C
		□	•			10 cm	•	50	16501C
		■	•			25 cm	•	50	16520C
		■	•			50 cm	•	50	16540C
		■	•			75 cm	•	50	16551C
	■	•			100 cm	•	50	16560C	
3-gang-manifolds		■ ■ ■	•					50	16600C
		■ ■ ■	•					50	16605C
		■ ■ ■	•		•	180 cm	•	50	16611C
		■ ■ ■	•		•	150 cm	•	50	16610C
		■ ■ ■	•			150 cm	•	50	16615C
5-gang-manifolds		■ ■ ■ ■ ■	•					40	16608C
		■ ■ ■ ■ ■	•					40	16609C
		■ ■ ■ ■ ■	•			150 cm	•	40	16612C
		■ ■ ■ ■ ■	•		•	150 cm	•	40	16613C
		■ ■ ■ ■ ■	•		•	180 cm	•	40	16614C